

# DEPOSIT CUSTOMER STEP BY STEP LINKING PROCESS.

**Step 1.** Log into termview via

<https://termview.apmterminals.com/TERMView/Login.aspx?terminal=APP>

Enter your username and password.

Enter your username and password to continue.

**Login**

Enter your login details

Username

Password

[Forgotten Password?](#)

**Step 2.** On the menu tab click on imports.

Equipment Vessel Closeout **Imports** Exports Tools Reporting Admin

TERMView > APP Availability

Terminal News View/Pay Invoice

Dear Valued Customer: Raise Invoice

Please be informed that Transaction History

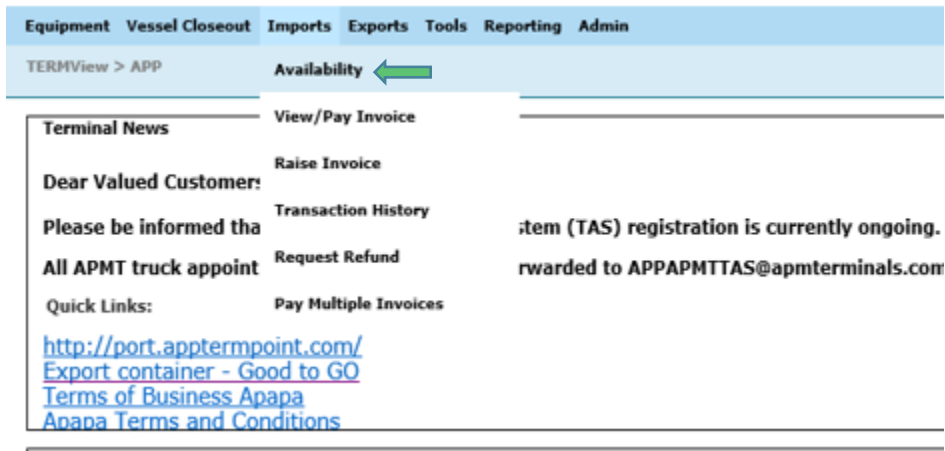
All APMT truck appointments Request Refund

Quick Links: Pay Multiple Invoices

Item (TAS) registration is currently ongoing.  
Forwarded to APPAPMTTAS@apmterminals.com

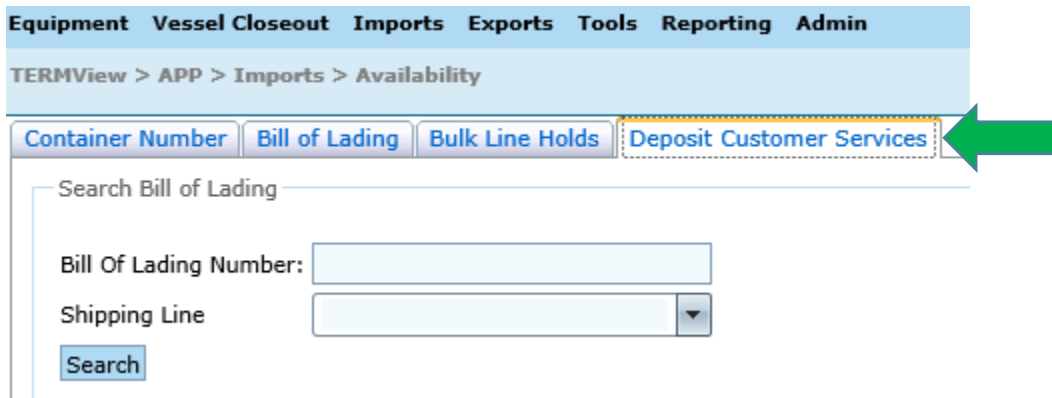
<http://port.apptermport.com/>  
[Export container - Good to GO](#)  
[Terms of Business Apapa](#)  
[Apapa Terms and Conditions](#)

**Step 3.** Click on availability.



The screenshot shows a web application interface with a top navigation bar containing 'Equipment', 'Vessel Closeout', 'Imports', 'Exports', 'Tools', 'Reporting', and 'Admin'. Below this, a breadcrumb trail reads 'TERMView > APP'. The 'Availability' link is highlighted with a green arrow. The main content area is divided into two columns. The left column contains 'Terminal News', 'Dear Valued Customer:', 'Please be informed tha', 'All APMT truck appoint', and 'Quick Links:'. The right column contains 'View/Pay Invoice', 'Raise Invoice', 'Transaction History', 'Request Refund', and 'Pay Multiple Invoices'. A message on the right states 'item (TAS) registration is currently ongoing. rwarded to APPAPMTTAS@apmterminals.com'. At the bottom, there are three blue hyperlinks: 'http://port.apptermpoint.com/Export container - Good to GO', 'Terms of Business Apapa', and 'Apapa Terms and Conditions'.

**Step 4.** Click on Deposit Customer Services.



The screenshot shows the 'Imports > Availability' page. The top navigation bar is the same as in Step 3. The breadcrumb trail is 'TERMView > APP > Imports > Availability'. Below the breadcrumb, there are four tabs: 'Container Number', 'Bill of Lading', 'Bulk Line Holds', and 'Deposit Customer Services'. The 'Deposit Customer Services' tab is highlighted with a green arrow. Below the tabs, there is a search form for 'Search Bill of Lading'. The form includes a 'Bill Of Lading Number:' field, a 'Shipping Line' dropdown menu, and a 'Search' button.

**Step 5.** Type in the Bill of lading number in the Bill of Lading Number field and select the shipping line from the shipping line drop down as appropriate and click search. **Please note that you cannot type multiple bill of lading at a time.**

Container Number | Bill of Lading | Bulk Line Holds | Deposit Customer Services

Search Bill of Lading

Bill Of Lading Number:

Shipping Line:

---

Bill of Lading

Bill Of Lading Number: LPL0949531      Vessel: MEKO

Piece Count:      Voyage: 0BB6FN1MA

---

Containers for Bill of Lading LPL0949531

Action to be performed on all checked items:

Press Ctrl + F and enter any container number to locate it in the below grid.

<input type="checkbox"/> Select All	Equipment	SZ/TP/HT	Category	T-State	Status	Owner	Barge Service	Rail Service	Customer ID
<input type="checkbox"/>	CMAU0543260	20GP86	IMPRT	Yard	FCL	CMA	No	No	

**Step 6.** Select all or some of the containers on the list and choose action 'Pay from Deposit Account' and save, in order to link to your account.

Container Number | Bill of Lading | Bulk Line Holds | Deposit Customer Services

Search Bill of Lading

Bill Of Lading Number:

Shipping Line:

---

Bill of Lading

Bill Of Lading Number: LPL0949531      Vessel: MEKO

Piece Count:      Voyage: 0BB6FN1MA

---

Containers for Bill of Lading LPL0949531

Action to be performed on all checked items:

Press Ctrl + F and enter any container number to locate it in the below grid.

<input checked="" type="checkbox"/> Select All	Equipment	SZ/TP/HT	Category	T-State	Status	Owner	Barge Service	Rail Service	Customer ID
<input checked="" type="checkbox"/>	CMAU0543260	20GP86	IMPRT	Yard	FCL	CMA	No	No	

Pay from Deposit Account

Cancel paying from Deposit Account

Add Rail Charge

Add Barge Charge

Cancel Rail Charge

Cancel Barge Charge

Container Number | Bill of Lading | Bulk Line Holds | Deposit Customer Services

Search Bill of Lading

Bill Of Lading Number:

Shipping Line:

---

Bill of Lading

Bill Of Lading Number: LPL0949531      Vessel: MEKO

Piece Count:      Voyage: 0BB6FN1MA

---

Containers for Bill of Lading LPL0949531

Action to be performed on all checked items:

Press Ctrl + F and enter any container number to locate it in the below grid.

<input checked="" type="checkbox"/> Select All	Equipment	SZ/TP/HT	Category	T-State	Status	Owner	Barge Service	Rail Service	Customer ID
<input checked="" type="checkbox"/>	CMAU0543260	20GP86	IMPRT	Yard	FCL	CMA	No	No	

**Final step.** Customer ID will be populated indicating that unit(s) selected has/have been linked.

Container Number | Bill of Lading | Bulk Line Holds | Deposit Customer Services

Search Bill of Lading

Bill Of Lading Number:

Shipping Line:

---

Bill of Lading

Bill Of Lading Number: LPL0949531      Vessel: MEKO

Piece Count:      Voyage: 0BB6FN1MA

---

Containers for Bill of Lading LPL0949531

Action to be performed on all checked items:

Press Ctrl + F and enter any container number to locate it in the below grid.

<input type="checkbox"/> Select All	Equipment	SZ/TP/HT	Category	T-State	Status	Owner	Barge Service	Rail Service	Customer ID	Feedback
<input type="checkbox"/>	CMAU0543260	20GP86	IMPRT	Yard	FCL	CMA	No	No	11-DNGN000019	



**TO UNLINK CONTAINERS REPEAT STEP 1 – 5 and PROCEED TO STEP 4A**

**Step 6.** Type in the Bill of lading number in the Bill of Lading Number field and select the shipping line from the shipping line drop down as appropriate and click search

Container Number | Bill of Lading | Bulk Line Holds | Deposit Customer Services

Search Bill of Lading

Bill Of Lading Number:

Shipping Line:

---

Bill of Lading

Bill Of Lading Number: LPL0949531      Vessel: MEKO

Piece Count:      Voyage: 0BB6FN1MA

---

Containers for Bill of Lading LPL0949531

Action to be performed on all checked items:

Press Ctrl + F and enter any container number to locate it in the below grid.

<input type="checkbox"/> Select All	Equipment	SZ/TP/HT	Category	T-State	Status	Owner	Barge Service	Rail Service	Customer ID
<input type="checkbox"/>	CMAU0543260	20GP86	IMPRT	Yard	FCL	CMA	No	No	11-DNGN000019

**Step 7.** Select all or some of the containers on the list and choose action 'Cancel paying from Deposit Account' and save, in order to unlink from your account.

Container Number | Bill of Lading | Bulk Line Holds | Deposit Customer Services

Search Bill of Lading

Bill Of Lading Number:

Shipping Line:

---

Bill of Lading

Bill Of Lading Number: LPL0949531      Vessel: MEKO

Piece Count:      Voyage: 0BB6FN1MA

---


Containers for Bill of Lading LPL0949531

Action to be performed on all checked items:

Press Ctrl + F and enter any container number

<input checked="" type="checkbox"/> Select All	Equipment	SZ	Owner	Barge Service	Rail Service	Customer ID
<input checked="" type="checkbox"/>	CMAU0543260	20	CMA	No	No	11-DNGN000019

Pay from Deposit Account

Cancel paying from Deposit Account 

Add Rail Charge

Add Barge Charge

Cancel Rail Charge

Cancel Barge Charge

**Final step.** Customer ID will be cancelled indicating that unit(s) selected has/have been linked.

Container Number | Bill of Lading | Bulk Line Holds | Deposit Customer Services

Search Bill of Lading

Bill Of Lading Number:

Shipping Line:

---


Bill of Lading

Bill Of Lading Number: LPL0949531      Vessel: MEKO


Piece Count:      Voyage: 0BB6FN1MA


---

Containers for Bill of Lading LPL0949531

Action to be performed on all checked items:   

Press Ctrl + F and enter any container number to locate it in the below grid.

<input type="checkbox"/> Select All	Equipment	SZ/TP/HT	Category	T-State	Status	Owner	Barge Service	Rail Service	Customer ID	Feedback from prior action
<input type="checkbox"/>	CMAU0543260	20GP86	IMPRT	Yard	FCL	CMA	No	No		



**TO UPDATE BARGE/RAIL SERVICE or CANCEL BARGE/RAIL SERVICE REPEAT STEP 1 – 5 and PROCEED TO STEP 6**

Step 6. Type in the Bill of lading number in the Bill of Lading Number field and select the shipping line from the shipping line drop down as appropriate and click search. Select all or some of the containers on the list and click on appropriate action to be carried out action You can also select any of the actions in screenshot below to either update or cancel Barge or Rail service request on your units.

Container Number | **Bill of Lading** | Bulk Line Holds | Deposit Customer Services

---

Search Bill of Lading

Bill Of Lading Number:

Shipping Line:

---

Bill of Lading

Bill Of Lading Number: LPL0949531      Vessel: MEKO

Piece Count:      Voyage: 0BB6FN1MA

---

Containers for Bill of Lading LPL0949531

Action to be performed on all checked items:

Press Ctrl + F and enter any container number

<input type="checkbox"/> Select	Equipment	SZ/TP/HT	Rail Service	Customer ID	Feedback from prior action
<input type="checkbox"/>	CMAU0543260	20GP86	No	11-DNGN00019	<input checked="" type="checkbox"/>

▼ Items 1-6 out of 6

- Add Rail Charge
- Pay from Deposit Account
- Cancel paying from Deposit Account
- Add Rail Charge
- Add Barge Charge
- Cancel Rail Charge
- Cancel Barge Charge

**NOTE:**

- You can only perform certain actions based on access granted on your user ID. link your units to your access as granted basis your request and authority to of your User ID to your deposit account

Your "Deposit Customer" company association is invalid or missing in TERMView. Contact the terminal for assistance.

- Cancel paying from deposit account removes the assigned customer ID
- Cancel Barge/Rail charge is only applicable if barge charge has been previously recorded.
- No double charge is allowed

**Feedback from prior action**

Cannot record service event to the unit as the event exists

- Recording Barge charge after Rail charge is already selected automatically cancels Rail charge and vis-versa.

