



FAWATEER

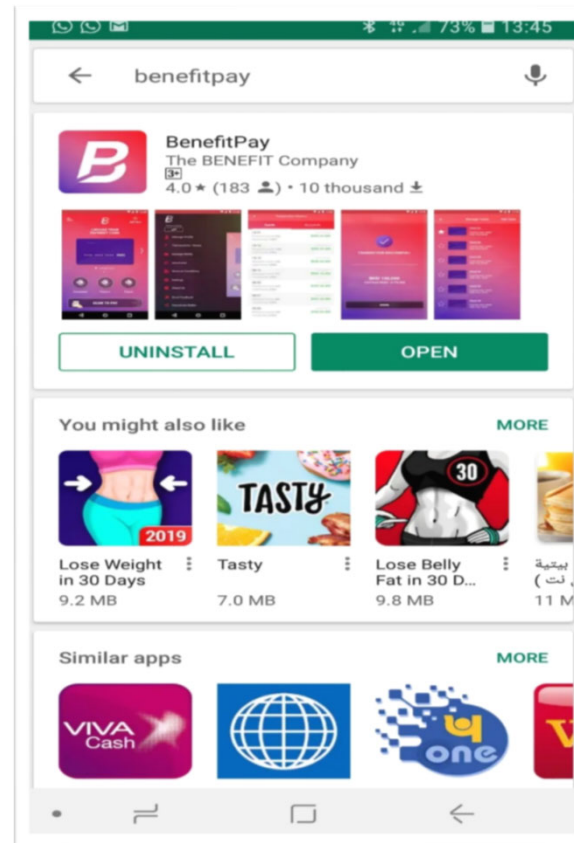
NATIONAL BILL PAYMENT AND PRESENTMENT SYSTEM

Fawateer Demonstration on BENEFITPAY and E-Banking channels

BENEFITPAY APP

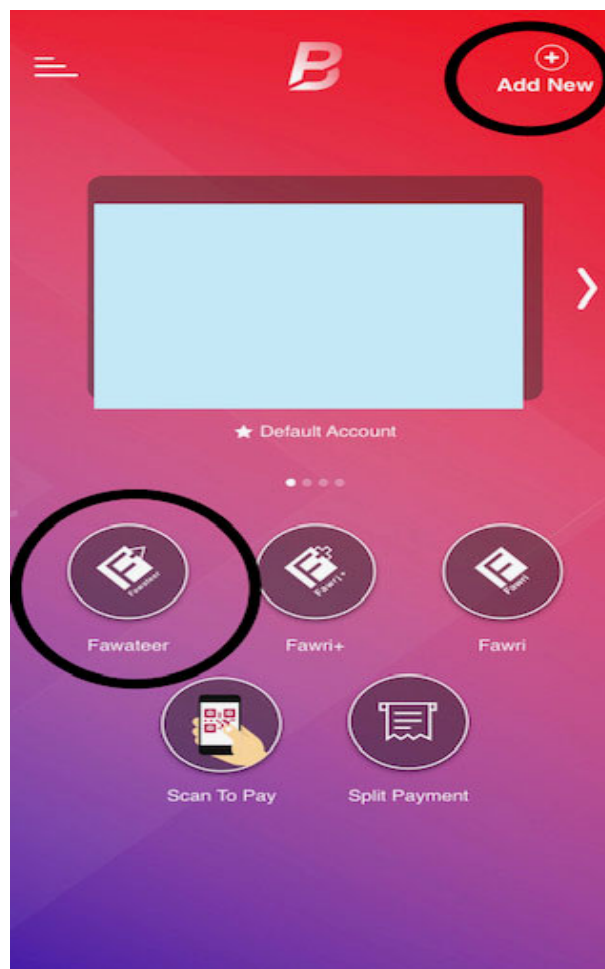


The user can download BenefitPay app from any app store it is available on **Android** and **Apple Store**



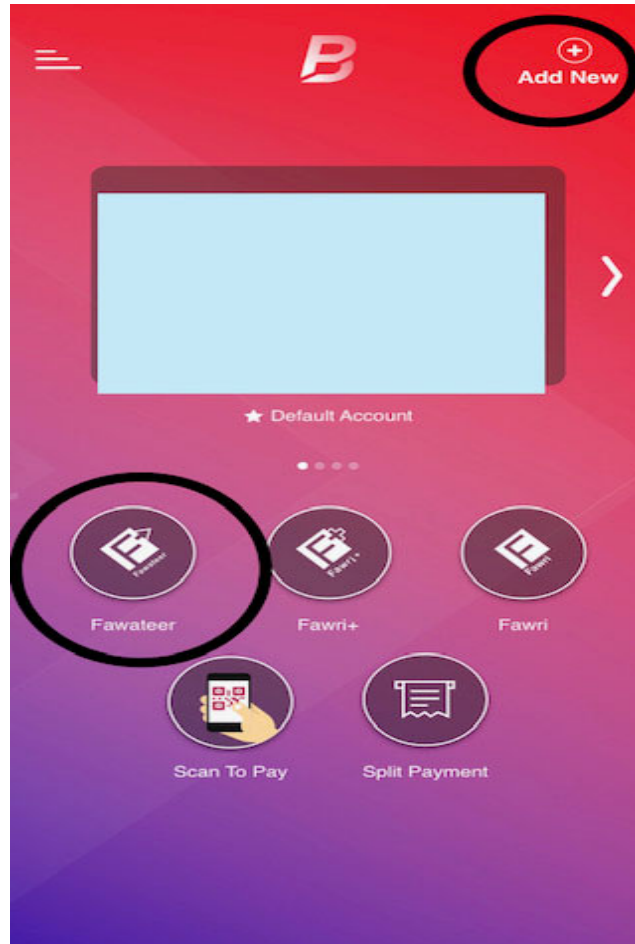
BENEFITPAY APP

The first initial step to enable Fawateer is to setup your IBAN. Click **Add New** in order to setup the **Bank Account Number**

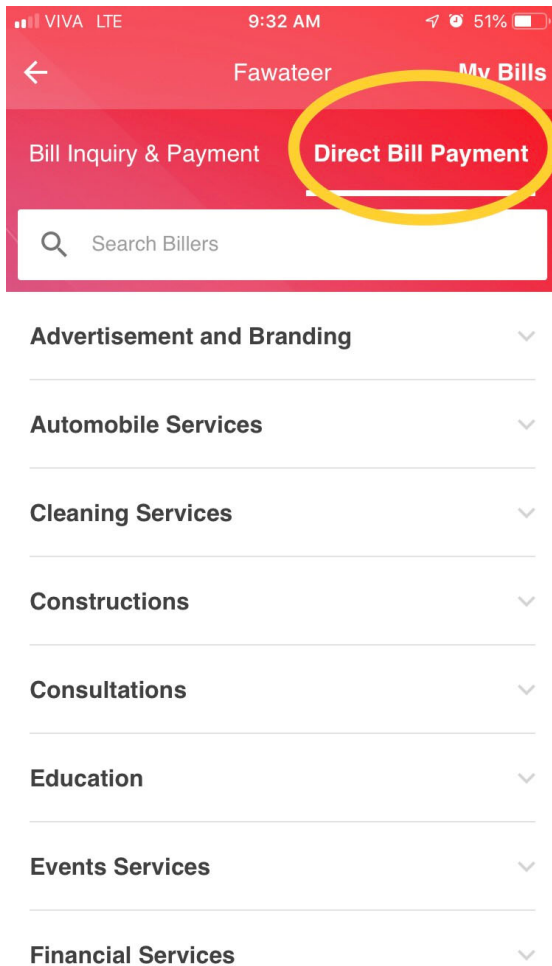


BENEFITPAY APP

Then, the customer can go to Fawateer directly

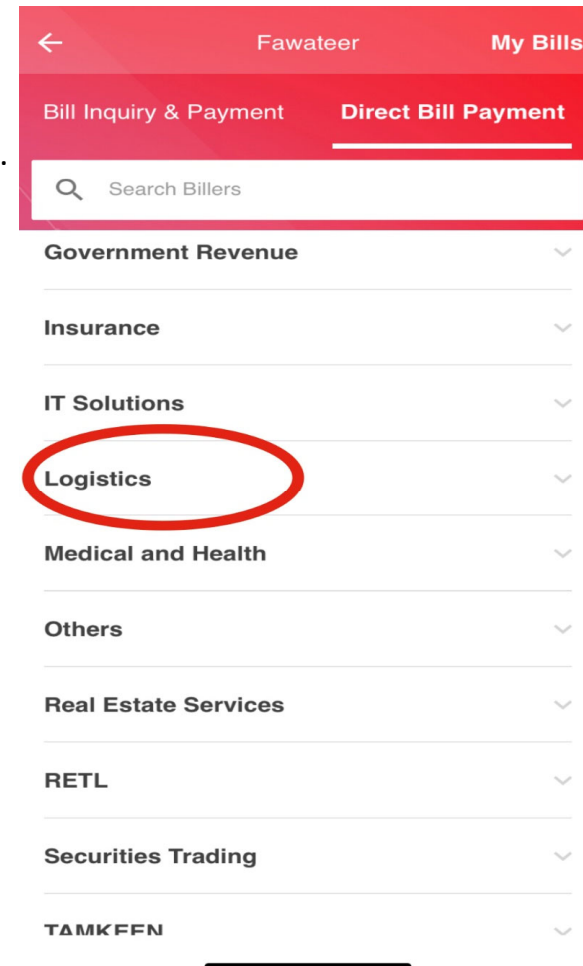


BENEFITPAY APP



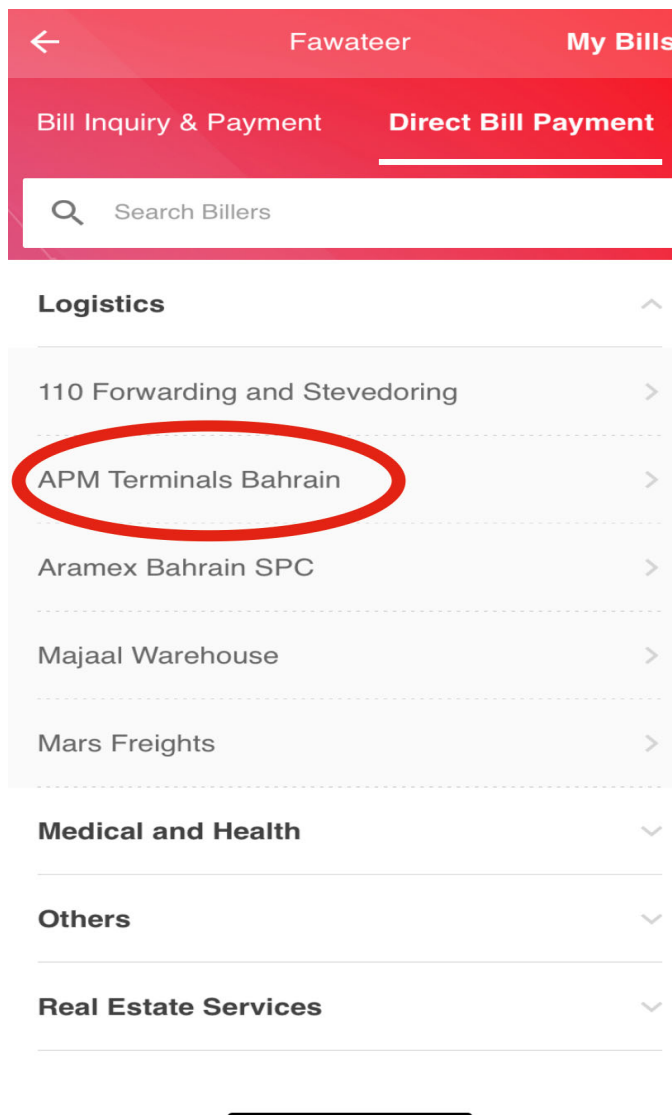
The customer must go to **Direct Bill Payment** to see the dropdown menu of categories.

APM TERMINALS BAHRAIN is under the category **Logistics**



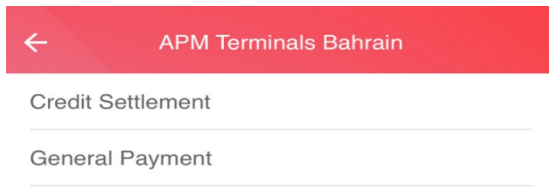
BENEFITPAY APP

Click **Logistics** from the categories and see dropdown list and select **APM Terminals Bahrain**



BENEFITPAY APP

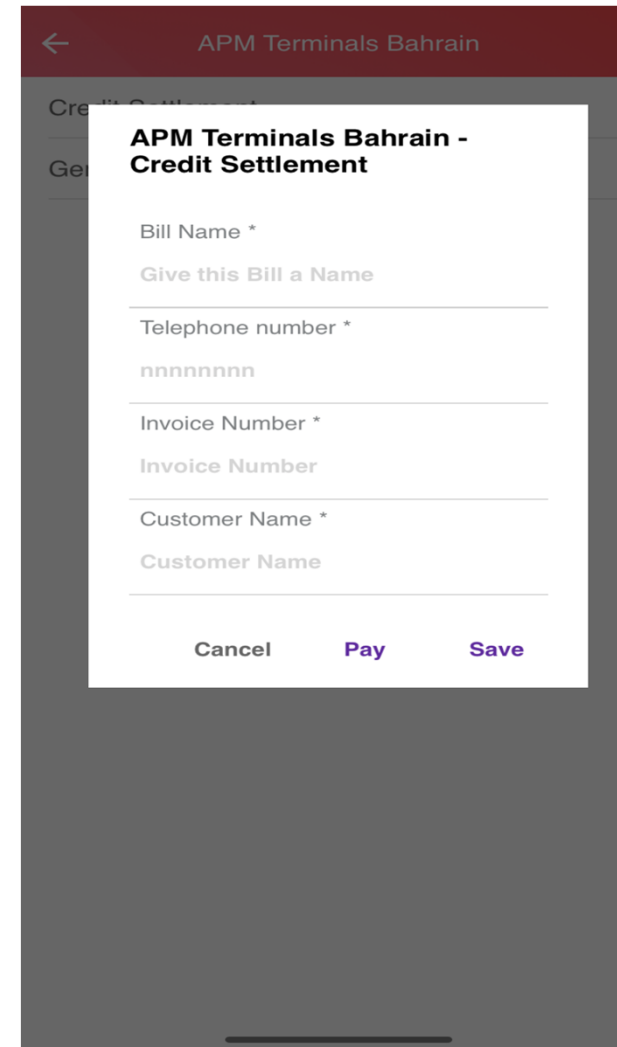
There are two service under **APM TERMINALS**, Select one to continue.



A screenshot of the APM Terminals Bahrain app main menu. At the top, there is a red header bar with a white back arrow on the left and the text "APM Terminals Bahrain" in white. Below the header, there are two menu items: "Credit Settlement" and "General Payment", each with a horizontal line underneath it.

Fill the mandatory fields-
You can set any name
under '**BILL NAME**'

1. Write the **Telephone Number**
2. Then write **Invoice Number**
3. Lastly, write the **Customer Name**



A screenshot of the APM Terminals Bahrain app showing the "Credit Settlement" form. The app has a dark red header bar with a white back arrow on the left and the text "APM Terminals Bahrain" in white. Below the header, there is a white form titled "APM Terminals Bahrain - Credit Settlement". The form contains several input fields with labels and asterisks indicating they are mandatory: "Bill Name *", "Give this Bill a Name", "Telephone number *", "Invoice Number *", and "Customer Name *". Below the input fields, there are three buttons: "Cancel", "Pay", and "Save".



BENEFITPAY APP

Enter the amount manually and
Press **PAY**

Kindly note the Transaction status in
the **Transaction History** will be
shown as **Pending** to the customer
till the transaction is settled at 10am
and 2pm.

- Payment

Bill Name nhahajja

Total Amount

BHD

Choose Bank Account

Aqsa Awan



1 bill(s) selected
Total Amount **BHD 0**

Disclaimer:

Payment to offline biller shall be reflected to billers' accounts after the
respected settlement sessions during business days

PAY



THANK YOU